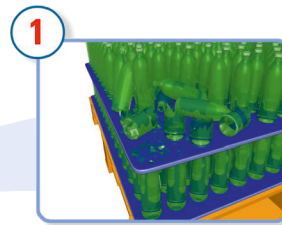




Storage of PLPs:
PLPs should not be stored outside.



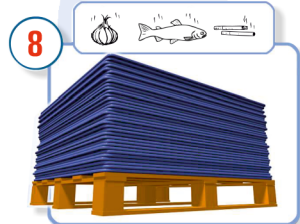
Foreign bodies on the PLPs:
It must be ensured that glass pieces, staples or other foreign bodies are not pressed into the PLPs.




Misuse: Any use of the PLPs other than for transport of empty containers is not permitted. Contamination due to paint, markers, lubricant, glue, staples, stickers, etc. should be avoided.



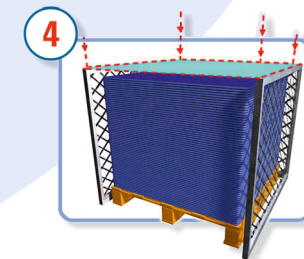
Gripper arms: Incorrectly adjusted high pressure gripper arms can break and tear the edges of PLPs.



Odour Contamination:
PLPs should not be stored together or contaminated with odorous substances.




Return delivery conditions: PLPs should be stacked to a height of approximately 90 cm, secured with either a shrink bag, stretch film or plastic straps and labeled with a pallet identification tag.




Palletisation: It is important that the stacking frame dimensions are suited to the PLPs to ensure PLPs are well stacked.



Straps: Too much tension can damage the PLPs. Steel straps must not be used.



Mixing with other materials: PLPs should not be mixed with cardboard, paper, or plastic foils.



Incorrect stacking: Manual stacking without a frame allows PLPs to slide over each other creating an irregular stack and increasing the risk of damage.

Guidelines for the correct handling of plastic layer pads (PLPs).